

Deer Park

Spruce Grove, Alberta

Future grocery anchored shopping centre



Arlyn Stoik

Principal

+1 780 429 7552

arlyn.stoik@avisonyoung.com

Siv Lalli

Senior Associate

+1 780 803 9000

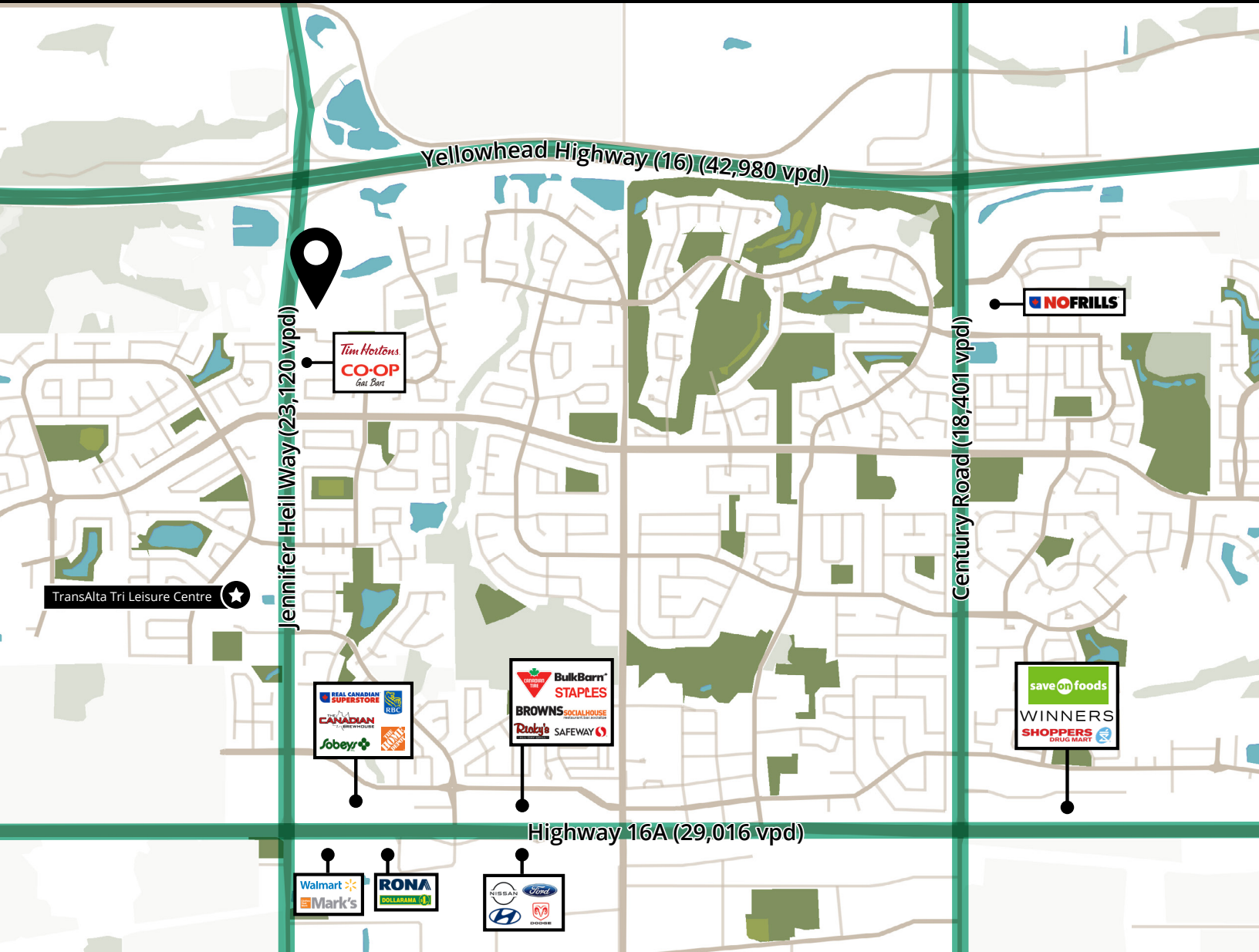
siv.lalli@avisonyoung.com

Alison Hansen-Carlson

Senior Associate, Brokerage Services

+1 780 702 0692


alison.hansen-carlson@avisonyoung.com




Deer Park

SPRUCE GROVE, ALBERTA


 Located on Jennifer Heil Way, **one of two north-south arterials** connecting Yellowhead Highway and Highway 16A


 Site will provide direct connectivity to **125 multi-family units**.


 **90,000 residents** within a 15-minute drive, spanning from West Edmonton to Stony Plain.

DEMOGRAPHICS (within 5km)

 Population
51,866 (2025)

 Daytime Population
41,691 (2025)

 Population Growth
10.7% (2020-2025)

 Average Household Income
\$131,132

■ Available
 ■ Under Negotiation
 ■ Pending
 ■ Leased
 ■ Residential



ADDRESS

Jennifer Heil Way & Dalton Link



SITE SIZE

4.94 Acres



TIMING

Late 2027/Early 2028



ZONING

GC - General Commercial



LAND USES PER PARCEL

- SUBJECT SITE (Commercial)
- High Density Residential
- Mixed Low to Medium Density Residential
- Wetpond Facility
- Mixed Medium to High Density Residential
- Park/Open Space



Get in touch

Arlyn Stoik
Principal
+1 780 429 7552
arlyn.stoik@avisonyoung.com

Siv Lalli
Senior Associate
+1 780 803 9000
siv.lalli@avisonyoung.com

Alison Hansen-Carlson
Senior Associate, Brokerage Services
+1 780 702 0692
alison.hansen-carlson@avisonyoung.com

Visit us online
avisonyoung.com

©2026 Avison Young Commercial Real Estate Services, LP,
Commercial Real Estate Agency. All rights reserved.

E. & O.E.: The information contained herein was obtained from sources which we deem reliable and, while thought to be correct, is not guaranteed by Avison Young.

