

FOR LEASE

BONAVENTURE DISTRIBUTION

15311 128 Avenue NW
Edmonton, AB

111,641 SF

DEMISABLE TO 68,401 SF

dream 

 CUSTOMER
ENTRANCE


AVAILABLE IMMEDIATELY

DOCK & GRADE LOADING

1.12 - 3.00 +/- ACRES OF YARD

Burke Smith
Partner
780 935 9151
burke.smith@cwedm.com

Andy Horvath
Partner
780 908 3353
andy.horvath@cwedm.com

Nicole Stewart, Unlicensed
Team Coordinator
587 589 4215
nicole.pozer@cwedm.com

Cushman & Wakefield Edmonton is independently owned and operated / A Member of the Cushman & Wakefield Alliance. No warranty or representation, express or implied, is made to the accuracy or completeness of the information contained herein, and same is submitted subject to errors, omissions, change of price, rental or other conditions, withdrawal without notice, and to any special listing conditions imposed by the property owner(s). As applicable, we make no representation as to the condition of the property (or properties) in question. July 4, 2025



PROPERTY HIGHLIGHTS

UP TO 111,641 SF

- 1.12 acres of existing graveled yard \$1.25 per SF
- Potential for additional 1.88 Acres of yard
- Excellent access to major roadways including Yellowhead Trail, St. Albert Trail, 156 Street, 170 Street, and Anthony Henday Ring Road
- 2 access points to the property for drive around access

PROPERTY DETAILS

MUNICIPAL ADDRESS

15311 128 Avenue NW, Edmonton, AB

ZONING

IM - Medium Industrial

POWER

1000 Amp, 347/600 Volt (To be Confirmed)

CEILING HEIGHT

24'

LEASE RATE

Starting at \$7.75 per SF

OPERATING COSTS

Total: \$5.50 per SF

(Estimated 2025, including Cam and Taxes)

YARD RATE

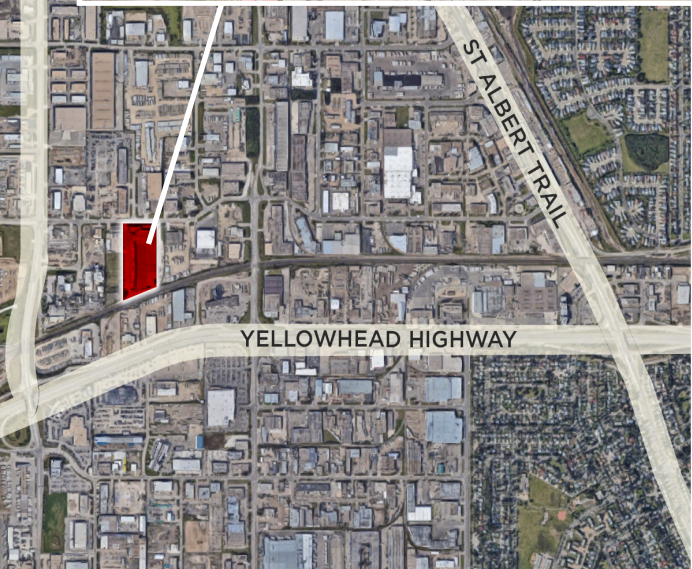
\$1.25 per SF

AVAILABLE

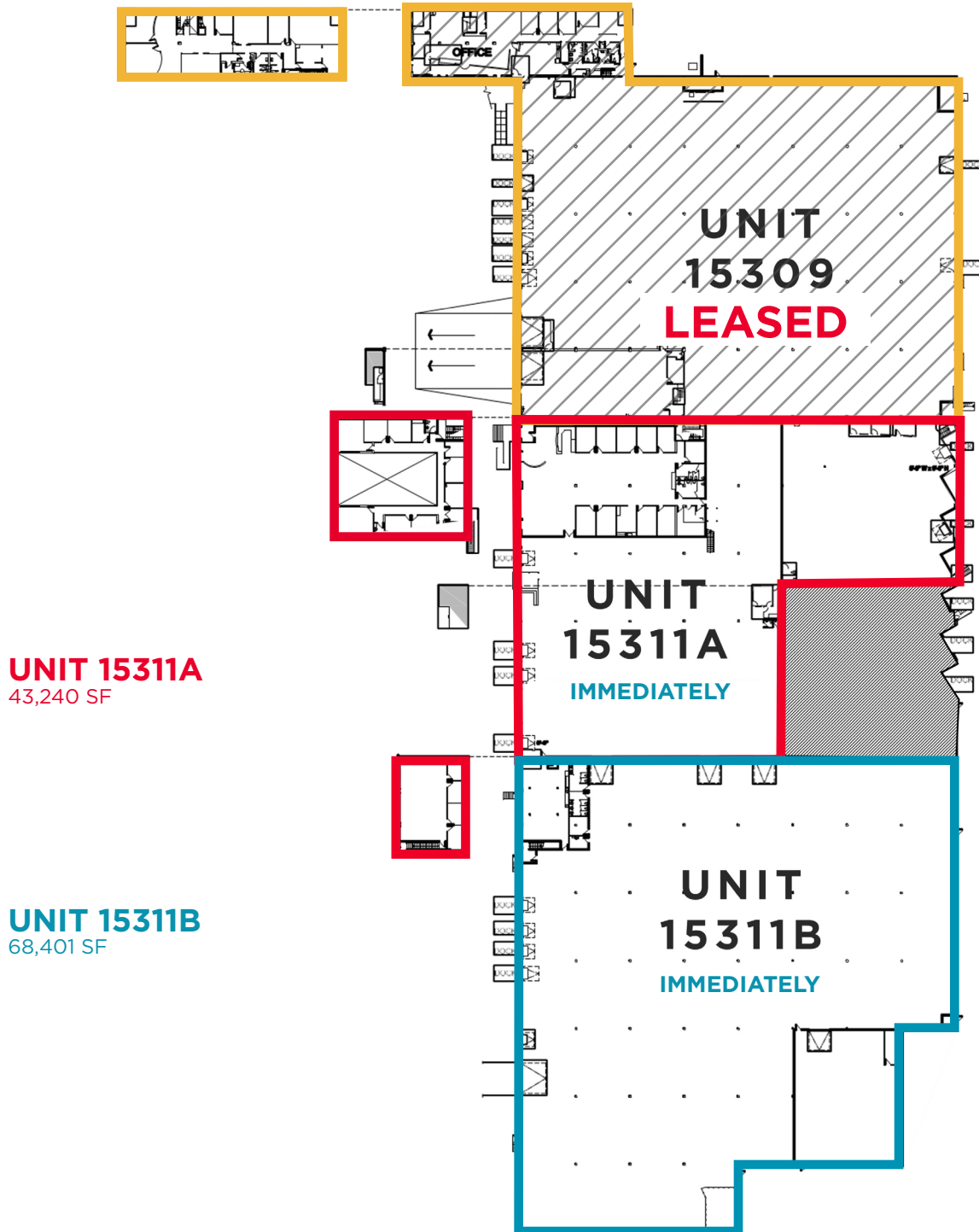
Immediately

UNIT	AVAILABLE SF	LOADING
15311A	± 43,240	(6) Dock
15311B	± 68,401	(5) Dock & (1) Grade

Total 111,641 SF (11) Dock & (1) Grade



BUILDING PLAN



UNIT 15311A
43,240 SF

UNIT 15311B
68,401 SF

TOTAL CONTIGUOUS SIZE
111,641 SF

LEASE RATE

\$7.75 per SF


OPERATING COSTS (2025)

\$5.50 per SF

PROPERTY PHOTOS



INTERIOR PHOTOS





Dream Industrial is an innovative and customer-focused owner, operator, and developer of high-quality industrial properties. Dream Industrial invests in and manages over 71 million square feet of industrial assets in Canada, Europe, and the United States for over 1,500 occupiers operating across a diversity of sectors. The organization has a track record of delivering best-in-class modern industrial properties globally, with a development pipeline that includes approximately 6 million square feet of active projects and an additional 7 million square feet available for expansion or built-to-suit purposes.

Dream Industrial is part of the Dream Group of Companies and is managed by Dream Unlimited Corp. (TSX:DRM), a leading global real estate asset manager and institutional investor with \$27 billion in assets under management. Dream Industrial is comprised of Dream Industrial REIT (TSX: DIR.UN) as well as several private vehicles.





**CUSHMAN &
WAKEFIELD**
Edmonton

dream 
building better communities

Burke Smith
Partner
780 935 9151
burke.smith@cwedm.com

Andy Horvath
Partner
780 908 3353
andy.horvath@cwedm.com

Nicole Stewart, Unlicensed
Team Coordinator
587 589 4215
nicole.pozer@cwedm.com

Cushman & Wakefield Edmonton is independently owned and operated / A Member of the Cushman & Wakefield Alliance. No warranty or representation, express or implied, is made to the accuracy or completeness of the information contained herein, and same is submitted subject to errors, omissions, change of price, rental or other conditions, withdrawal without notice, and to any special listing conditions imposed by the property owner(s). As applicable, we make no representation as to the condition of the property (or properties) in question. July 4, 2025.