

UNIT 150

7415 Lowland Drive

Burnaby, BC




Contact

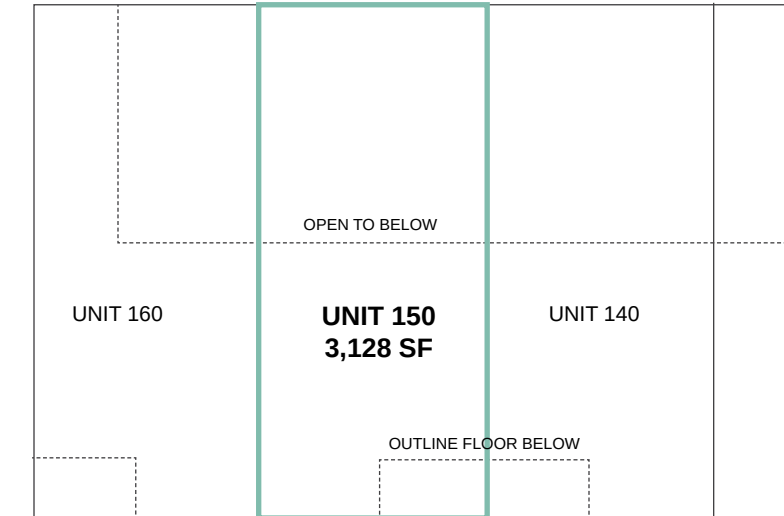
Vaibhav Seth

Sales Representative
Industrial Properties
+1 604 662 5123
vaibhav.seth2@cbre.com

A brand new industrial strata unit offering a functional layout and vacant possession.



Floor Plan



NOT TO SCALE

The Opportunity

CBRE Limited is pleased to present the opportunity to acquire Unit 150 at 7415 Lowland Drive, a brand new industrial strata unit within a newly completed development in South Burnaby, offering a functional layout, premium building specs, and immediate value through vacant possession.

Space Features



Grade Loading
10' x 14'



100 Amp,
600 Volt,
3 Phase



High Efficiency
LED Lighting



2 Parking
Stalls Plus
Loading Bay

Available Area

3,128 SF

Lease Rate

\$18.00 PSF

Additional Rent

\$5.19 PSF (2026 Estimate)

Sale Price

\$575 PSF

Zoning

M2

Ceiling Height

30' clear in warehouse
18' clear under mezzanine
11' clear in mezzanine

Washroom

Built-out

Available

Immediately

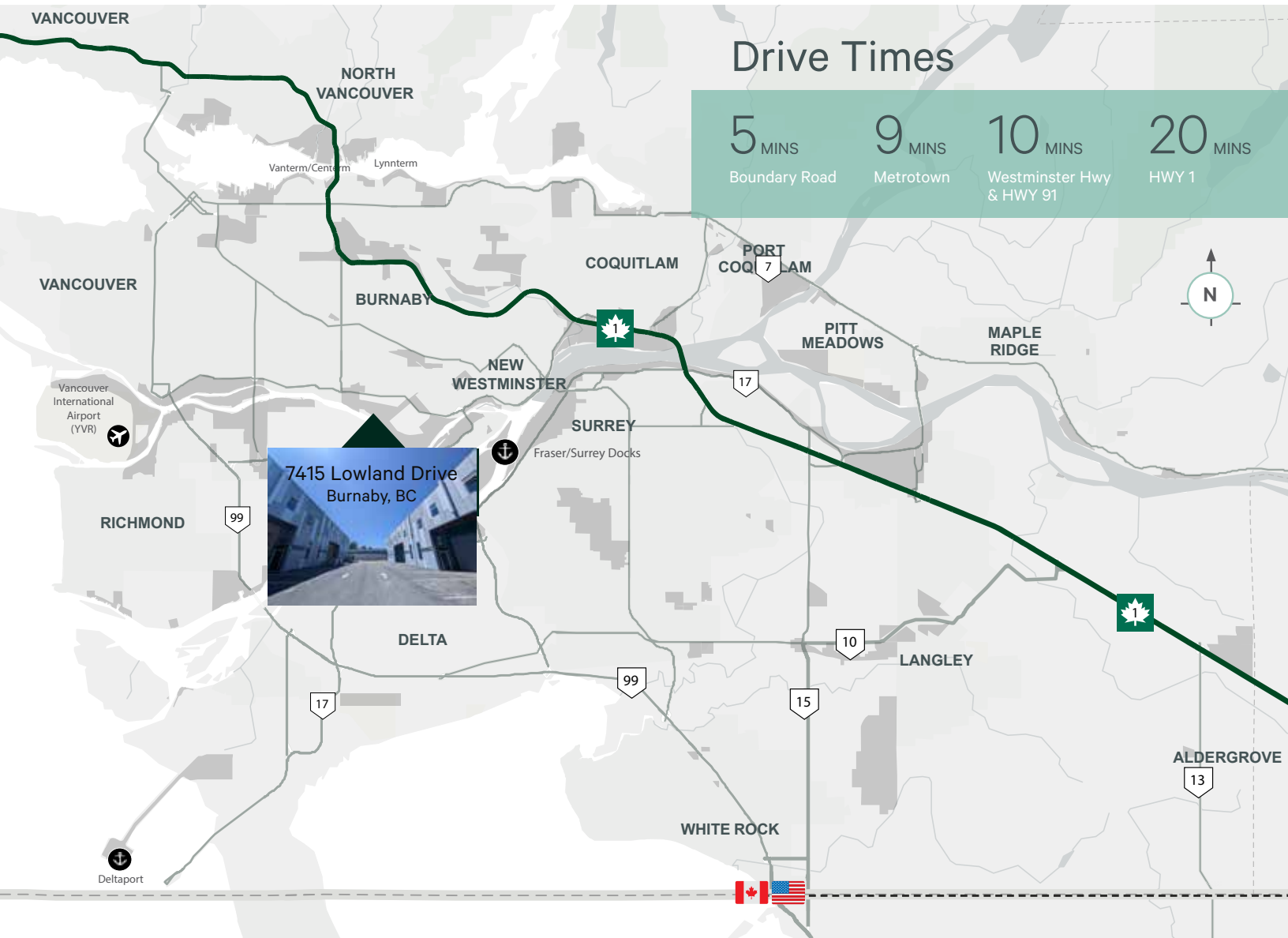


Unit 150

7415 Lowland Drive, Burnaby

For Sale/Lease

Strategically located in South Burnaby's Big Bend industrial area, the property offers excellent access to Marine Way, Boundary Road, and key transportation routes connecting to Vancouver, Richmond, Surrey, and the broader Metro Vancouver.



Contact

Vaibhav Seth

Sales Representative
Industrial Properties
+1 604 662 5123
vaibhav.seth2@cbre.com

This disclaimer shall apply to CBRE Limited, Real Estate Brokerage, and to all other divisions of the Corporation; to include all employees and independent contractors ("CBRE"). The information set out herein, including, without limitation, any projections, images, opinions, assumptions and estimates obtained from third parties (the "Information") has not been verified by CBRE, and CBRE does not represent, warrant or guarantee the accuracy, correctness and completeness of the Information. CBRE does not accept or assume any responsibility or liability, direct or consequential, for the Information or the recipient's reliance upon the Information. The recipient of the Information should take such steps as the recipient may deem necessary to verify the Information prior to placing any reliance upon the Information. The Information may change and any property described in the Information may be withdrawn from the market at any time without notice or obligation to the recipient from CBRE. CBRE and the CBRE logo are the service marks of CBRE Limited and/or its affiliated or related companies in other countries. All other marks displayed on this document are the property of their respective owners. All Rights Reserved.

Mapping Sources: Canadian Mapping Services canadamapping@cbre.com; DMTI Spatial, Environics Analytics, Microsoft Bing, Google Earth.

www.cbre.ca/properties

CBRE