

# PLAZA 170

**3,079 SF END CAP AVAILABLE**

10027 - 170 Street, Edmonton, AB

**HIGH TRAFFIC  
RETAIL CORRIDOR**

**John Shamey**  
Partner  
780-887-5646  
john.shamey@cwedm.com

**Devan Ramage**  
Associate  
780 702 9479  
devan.ramage@cwedm.com

Cushman & Wakefield Edmonton is independently owned and operated / A Member of the Cushman & Wakefield Alliance. No warranty or representation express or implied is made to the accuracy or completeness of the information contained herein, and same is submitted subject to errors, omissions, change of price, rental or other conditions, withdrawal without notice, and to any special listing conditions imposed by the property owner(s). As applicable, we make no representation as to the condition of the property for properties in question. March 2025



# THE OPPORTUNITY

- **3,079 SF End cap unit: Available**
- Conveniently located on the high traffic intersection of 170 Street and 100 Avenue, with a traffic count of over 30,550 vehicles per day along 170 Street.
- Plaza 170 is a prime opportunity to lease space in West Edmonton's major retail nodes.
- Join Kukuruku Chicken, D-Spot, A&B Daycare, Osmow's Sharwama, Domino's Pizza, Bad Ass Jacks and many others!
- The property is exposed to 80,000 vehicles per day by being located on this high traffic corridor.
- CG General Business Zoning allows for a wide variety of uses.
- Possession available immediately.
- Site features ample on site parking.
- High exposure pylon signage available.
- Plaza 170 is located in close proximity to a large number of retailers and in close proximity to Mayfield Common.



# PROPERTY DETAILS

**Municipal Address:** 10007/27 170 Street NW, Edmonton, AB

**Unit Sizes:** 3,079 SF

**Legal:** Plan 8175ET, Block 39, Lot 17

**Zoning:** CG - General Commercial

**Access:** 6 Access Points

**Basic Rent:** Negotiable

**Operating Cost:** \$20.66 per SF (plus administration fee) 2025

**Parking:** 72 unreserved surface stalls

**Signage:** Fascia

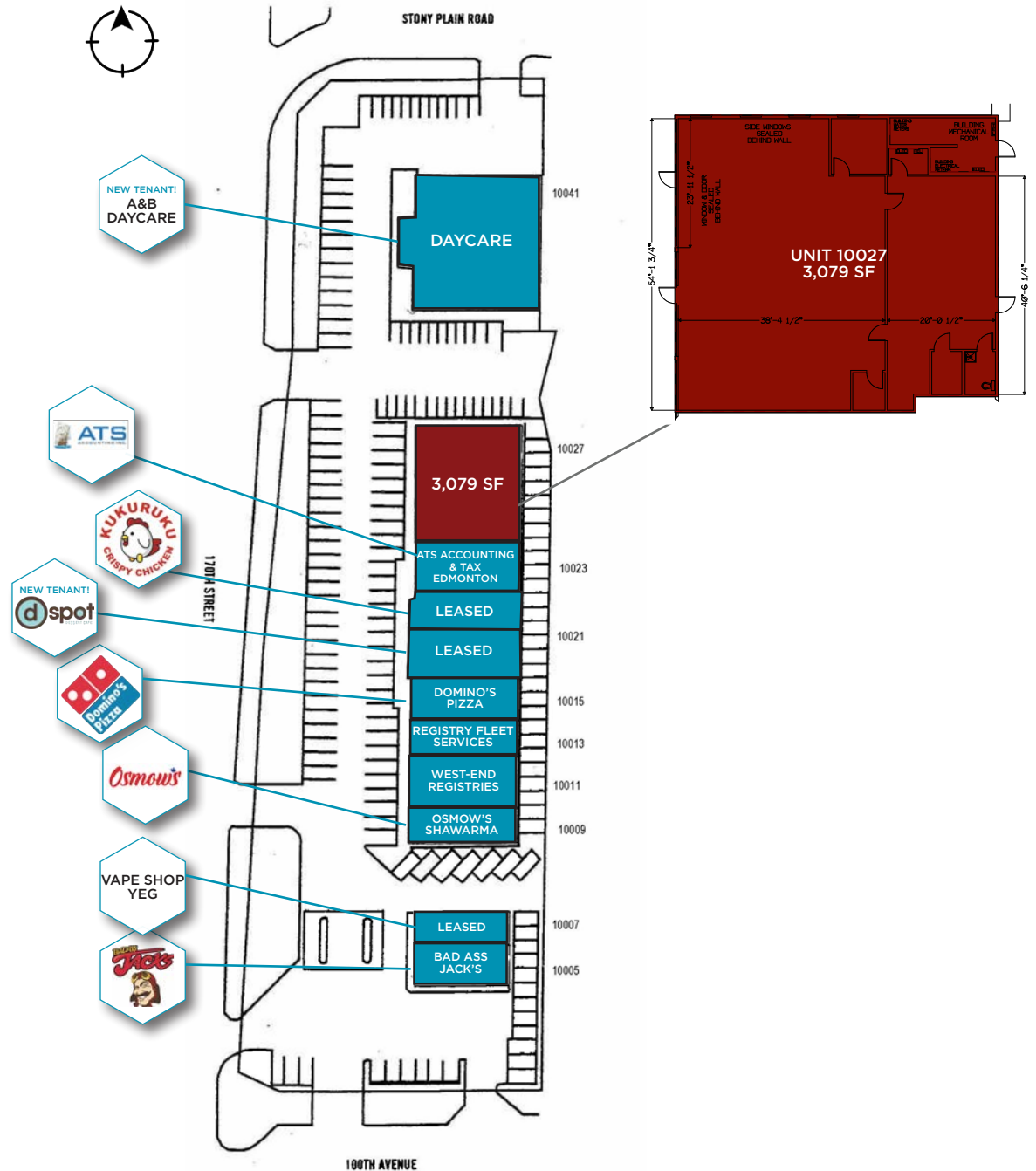
**Pylon:** 2 Pylon Signs

**Availability:** Immediately

**Parking:** Ample surface parking stalls


**Other:** Across from Mayfield Common  
Strong local & national tenant mix

# SITE PLAN



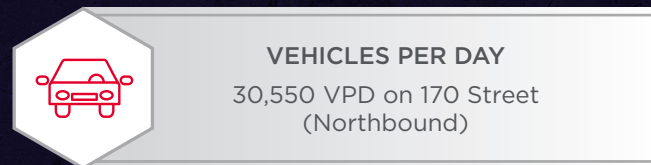
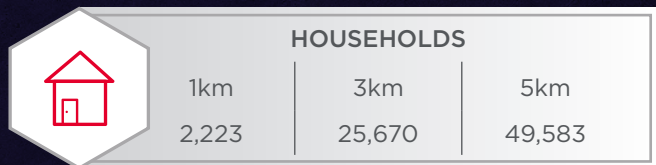
# UNIT 10027 INTERIOR PHOTOS

3,079 SF





# DEMOGRAPHICS





**John Shamey**

Partner

780-887-5646

[john.shamey@cwedm.com](mailto:john.shamey@cwedm.com)

**Devan Ramage**

Associate

780.702.9479

[devan.ramage@cwedm.com](mailto:devan.ramage@cwedm.com)