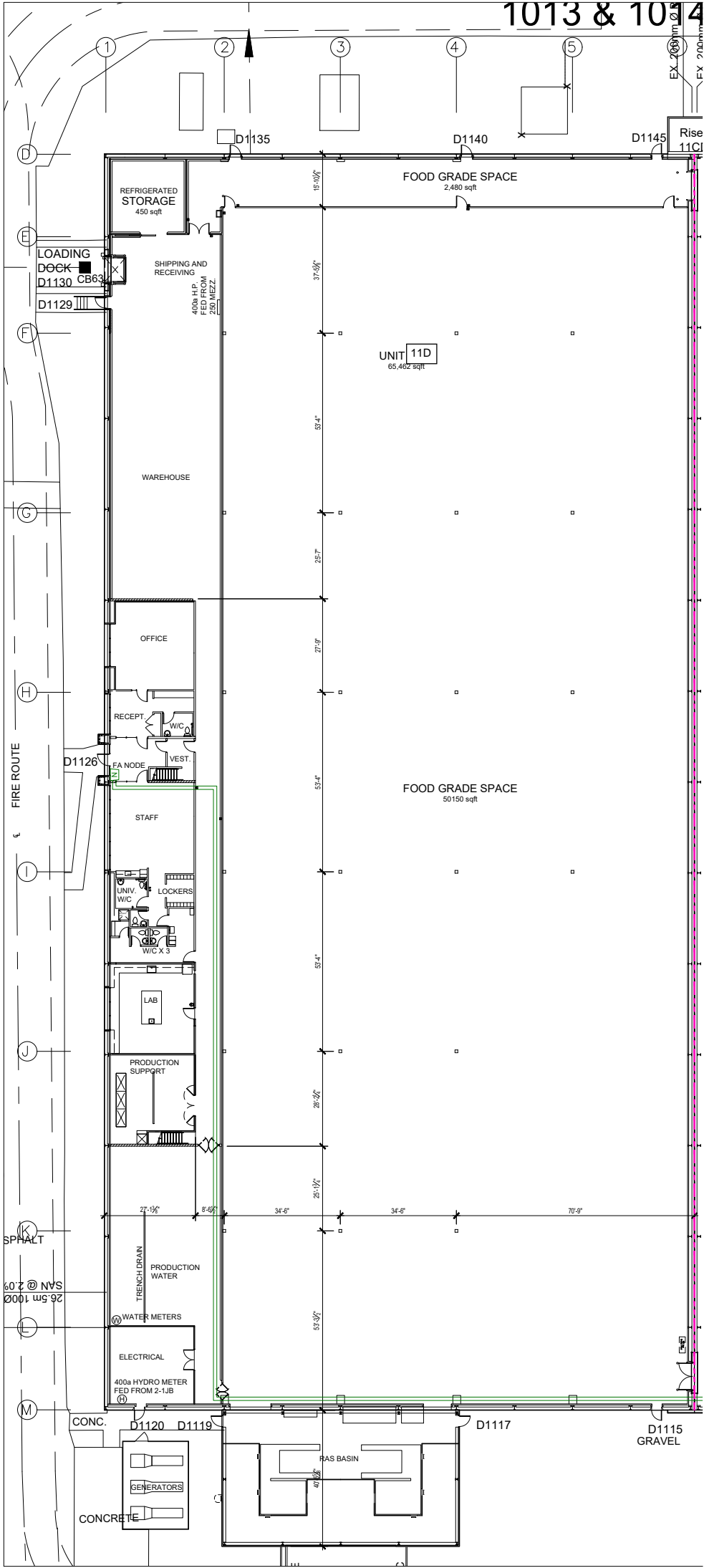


1013 & 1014



FIRE ROUTE

SPHALT
26.5m 1000
SAN @ 2.0%

REFRIGERATED STORAGE
450 sqft

FOOD GRADE SPACE
2,480 sqft

LOADING DOCK
D1130 CB63
D1129

SHIPPING AND RECEIVING
400hp H.P. FED FROM 250 MEZZ.

UNIT 11D
65,462 sqft

WAREHOUSE

FOOD GRADE SPACE
50,150 sqft

OFFICE

RECEPT.
W/C
VEST.

STAFF

UNIV. W/C
LOCKERS
W/C X 3

LAB

PRODUCTION SUPPORT

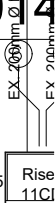
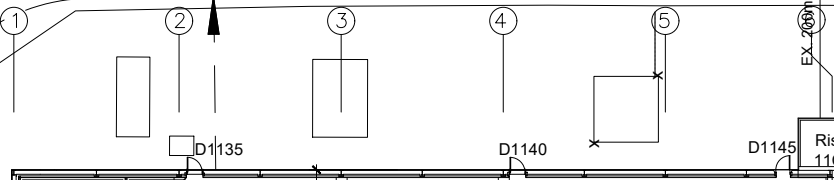
TRENCH DRAIN
PRODUCTION WATER
WATER METERS

ELECTRICAL
400hp HYDRO METER FED FROM 2-LIB

CONC.
GENERATORS
CONCRETE

GAS BASIN

D1115 GRAVEL



D1120

D1119

D1117

D1135

D1140

D1145

D

E

F

G

H

I

J

K

L

M