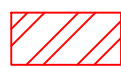
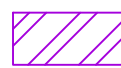
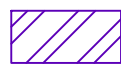

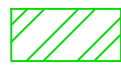

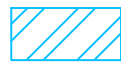
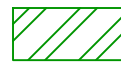



COPYRIGHT RESERVED

THIS DRAWING PROPOSAL AND DESIGN ARE TO REMAIN THE PROPERTY OF: GINA BORRALHO AND CANNOT BE USED OR REPRODUCED WITHOUT THEIR WRITTEN CONSENT. DO NOT SCALE FROM THIS DRAWING. GENERAL CONTRACTOR SHALL VERIFY AND BE RESPONSIBLE FOR ALL CONDITIONS ON JOB SITE AND NOTIFY THE DESIGNER OF ANY VARIATIONS FROM THE DIMENSIONS AND CONDITIONS SHOWN ON THE DRAWINGS OR DETAILS.



1.0 NET ASSIGNABLE AREA PLAN  
SCALE: 1/8" = 1'-0"

	158 SQ. FT.	Office 2		128 SQ. FT.	Office 6
	132 SQ. FT.	Office 1		221 SQ. FT.	Office 7
	277 SQ. FT.	Office 3		150 SQ. FT.	Office 8
	229 SQ. FT.	Office 4		1138 SQ. FT.	(SHARED SPACE)
	114 SQ. FT.	Office 5			

10.23.16	ISSUED FOR REVIEW	
#	DATE:	ISSUED FOR / REVISION:

PROJECT:  
**GREEN URUS CAPITAL**  
 330 - 638 W. Pender Street, Vancouver BC

DRAWING NAME:  
**NET ASSIGNABLE AREA PLAN**

DESIGNED BY GINA BORRALHO

DATE: 10.17.16

SCALE: 1/8" = 1'-0"

JOB #: 16-003

DRAWN BY: GB

REVIEWED BY: GB

SHEET NO.: SK-1.0